



Project \_\_\_\_\_  
 Item No. \_\_\_\_\_  
 Model No. \_\_\_\_\_  
 Quantity \_\_\_\_\_

CSI No. 114000

# REACH-IN FREEZER - ONE SECTION



F-25-SS-1S-D  
 25" Wide, S/S Exterior & Interior  
 (shown with optional correctional package)

## MODEL GUIDE

| Model Number                                  | Description                               |
|---|---|
| <input type="checkbox"/> F-25-SS-1S-D         | 25" Wide, S/S Exterior & Interior         |
| <input type="checkbox"/> F-25-SA-1S-D         | 25" Wide, S/S Exterior, Aluminum Interior |
| <input type="checkbox"/> F-30-SS-1S-D         | 30" Wide, S/S Exterior & Interior         |
| <input type="checkbox"/> F-30-SA-1S-D         | 30" Wide, S/S Exterior, Aluminum Interior |
| Options                                       | Model Number Modification                 |
| <input type="checkbox"/> Remote Refrigeration | Add suffix "X" to model number            |
| <input type="checkbox"/> Half Doors           | Change "1S" to "2S"                       |
| <input type="checkbox"/> Pass-Thru            | Add prefix "PT" to model number           |
| <input type="checkbox"/> Narrow Depth         | Change suffix "D" to "N"                  |
| <input type="checkbox"/> Glass Door           | Change "1S" to "1G"                       |

## STANDARD FEATURES:

### Construction/Cabinet

- Exterior front and sides – heavy gauge stainless steel
- Exterior back and bottom – heavy gauge galvanized
- Stainless steel compressor housing
- Stainless steel front, door, and grille
- Heavy-duty 6" adjustable stainless steel legs
- Cabinet body is foamed-in-place minimum 2-1/2" thick polyurethane insulation
- Fully coved interior with welded radius corners for easy cleaning
- Interior LED lighting
- Stainless steel shelf clips and shelf standards
- Four adjustable chrome plated wire shelves per section

### Doors

- Self-closing, lift off door hinges with stay-open feature at 120°
- Standard right hinged door (other configurations available)
- Full-length, one-piece recessed Unigrip™ door handle (solid door models)
- Heavy-duty, built-in security cylinder door lock (solid door models)
- Energy saving condensate heater around door opening
- Snap-in magnetic door gasket
- Impact-resistant PVC breaker strip

### Refrigeration Package

- Expansion valve refrigeration system for superior recovery and temperature pulldown
- Low Pressure control – prevents compressor burnout in case of refrigerant loss
- Top-mounted compressor
- R-449a, low GWP refrigerant for superior temperature recovery and pulldown
- Hot gas condensate evaporator quickly dissipates condensation using zero additional energy
- Receiver tank and service valves – allows reuse of refrigerant and enables rapid pulldown during times of peak demand
- Integrated sight glass – allows technicians to easily detect leaks or moisture without tools

### Control Systems & Warranty Coverage

- Digital temperature control – easily adjust setpoint between -5 to +5°F
- Master power switch
- One 9 foot electrical cord (solid door models only)
- Warranty: 5 year compressor, 5 year parts, 1 year labor

## OPTIONS & ACCESSORIES:

- Stainless steel back \_\_\_ top\_\_\_ bottom\_\_\_ (specify all that apply)
- Drawers in lieu of lower half door (requires half-door option)
- Additional chrome wire shelves (specify quantity) \_\_\_\_\_
- Stainless steel wire shelves in lieu of chrome shelves
- Tray slides (specify quantity)  
     "L" Type \_\_\_ Universal slides \_\_\_ "R" Type \_\_\_
- Digital temperature control & solenoid for remote models
- Refrigerant options for remote models-please specify refrigerant type
- Stainless steel curb base (specify 4" or 6" high)
- Temperature alarm
- 6" front locking casters in lieu of legs (no charge)
- 4" front locking casters in lieu of legs
- 6" seismic legs
- Correctional facilities package
- Top-mounted evaporator coil (std. depth units only)
- Water-cooled condensing unit
- 5" high top-mount (remote compressor models)

## AGENCY APPROVALS:



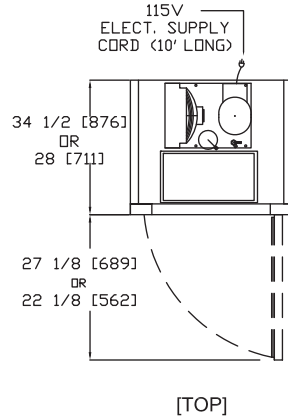
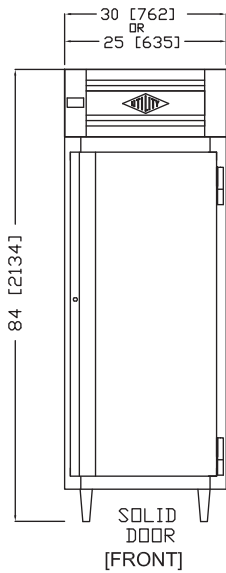
Intertek



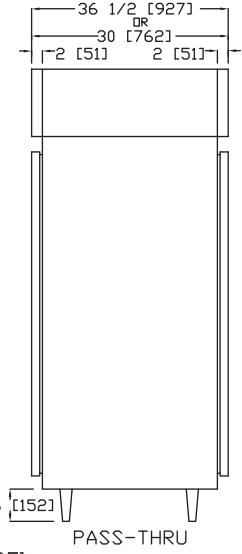

Intertek



# REACH-IN FREEZER - ONE SECTION



ALL DIMENSIONS IN INCHES EXCEPT [ ] IN MILLIMETERS  
SHOWN WITH OPTIONAL TOP-MOUNTED EVAPORATOR COIL



| PRODUCT DATA                           | F-25 Series Standard Depth | F-25 Series Narrow Depth | F-30 Series Standard Depth | F-30 Series Narrow Depth |
|--|----------------------------|--------------------------|----------------------------|--------------------------|
| <b>KEY DIMENSIONS</b>                  |                            |                          |                            |                          |
| Width (overall)                        | 25.0"                      | 25.0"                    | 30.0"                      | 30.0"                    |
| Depth (overall)                        | 34.5"                      | 28.0"                    | 34.5"                      | 28.0"                    |
| Depth Pass-Thru Models (overall)       | 36.5"                      | 30.0"                    | 36.5"                      | 30.0"                    |
| Height (overall inc. legs)             | 84.0"                      | 84.0"                    | 84.0"                      | 84.0"                    |
| Door Opening (net width)               | 18.25"                     | 18.25"                   | 23.25"                     | 23.25"                   |
| Door Opening (net height)              | 57.25"                     | 57.25"                   | 57.25"                     | 57.25"                   |
| Half Door Opening (net ht.)            | 26.75"                     | 26.75"                   | 26.75"                     | 26.75"                   |
| <b>CAPACITY</b>                        |                            |                          |                            |                          |
| Capacity (cu. ft.)                     | 19                         | 15                       | 24                         | 18                       |
| Number of Shelves                      | 4                          | 4                        | 4                          | 4                        |
| Shelf Area (sq. ft., including bottom) | 16                         | 12                       | 20                         | 15                       |
| <b>ELECTRICAL</b>                      |                            |                          |                            |                          |
| Voltage (dedicated circuit required)   | 115                        | 115                      | 115                        | 115                      |
| Amperage (self-contained)              | 7.5                        | 8.4                      | 7.5                        | 7.6                      |
| Amperage (remote refrigeration)        | 8.3                        | 8.4                      | 9.5                        | 8.4                      |
| BTU requirement*, remote               | 1850                       | 1775                     | 2390                       | 1875                     |
| NEMA Plug Configuration                | 5-15 P                     | 5-15 P                   | 5-15 P                     | 5-15 P                   |
| Horsepower (self-contained)            | 1/3                        | 1/3                      | 1/3                        | 1/3                      |
| <b>SHIPPING</b>                        |                            |                          |                            |                          |
| Ship Weight (lbs.)                     | 500                        | 410                      | 600                        | 495                      |
| Ship Volume, Standard Depth (cu.ft.)   | 75                         | 66                       | 87                         | 76                       |
| Crated Dimensions (87"H)               | 31"W x 48"D                | 31"W x 42"D              | 36"W x 48"D                | 36"W x 42"D              |

\*90°F ambient, -15°F evaporator, 20' max. line length.

Data is for standard models: options may change specifications.

## UTILITY REFRIGERATOR

12160 Sherman Way • North Hollywood, CA 91605

Telephone: (818) 764-6200 • Fax: (818) 764-6211

[www.utilityrefrigerator.com](http://www.utilityrefrigerator.com)

*DUE TO CONTINUOUS PRODUCT IMPROVEMENTS, SPECIFICATIONS ARE SUBJECT TO CHANGE WITHOUT NOTICE.*

©/™/® Utility Refrigerator



WARNING - This product can expose you to chemicals including Di(2-ethylhexyl)phthalate (DEHP), which is [are] known to the State of California to cause cancer and birth defects or other reproductive harm. For more information go to [www.P65Warnings.ca.gov](http://www.P65Warnings.ca.gov)

UR-F1 | MU